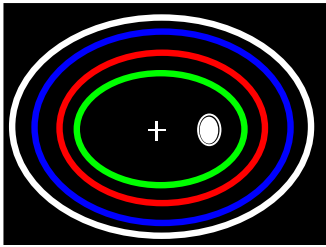



FUNCTIONAL VISUAL FIELD CONSTRUCTIONS


NORMAL COLOR & FORM FIELD



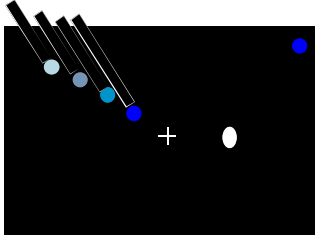
CONSTRICTED VISUAL FIELD




CONSTRICTED VISUAL FIELD




TAKING COLOR FIELD



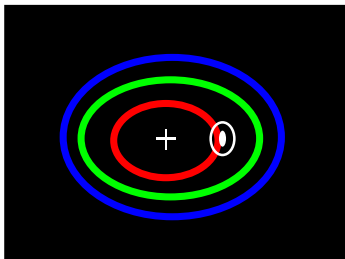
ENLARGED BLIND SPOT



NORMAL VISUAL FIELD

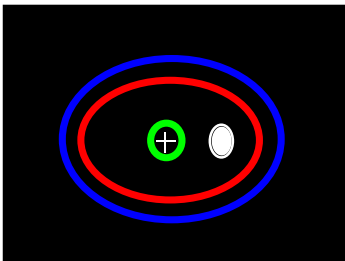


RED FIELD COLLAPSED



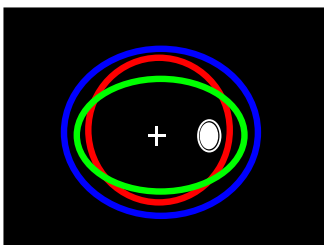
Red constricted: chronic conditions: 1) circulatory congestion / high blood pressure, 2) intestinal stasis, constipation, a high lipid/fat diet. 3) diabetes implicating circulatory compromise. 4) chronic fatigue. 5) adrenal dysfunction. 6) reading difficulties related to magnocellular pathway defect and poor symbol recognition. 7) emotions: depression or grief associated with loneliness; survival, grounding, material attachments, abuse, excessive appetite.

GREEN FIELD COLLAPSED



Green Constricted: acute conditions 1) focal infection affecting choroidal /retinal vasculature usually related to infections of the teeth, tonsils, or sinuses. 2) exogenous or endogenous poisoning, 3) tissue edema in the pulmonary or cardiac region. 4) immune dysfunction possibly thymus related. 5) emotions: bitterness, grief, anger, self-centeredness, loneliness, and lack of forgiveness.

INTERLASING RED & GREEN

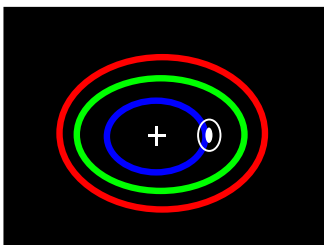


Red-Green Ineterlace: general toxiemia either from the psychological or physiological balance standpoint.

Red-Blue Constriction: Horizontal meridians only – Low fusional reserves

Red-Blue-Green Constriction: (Possibly motion also) physical (head) trauma; emotional trauma; high fevers and chronic illness

BLUE FIELD COLLAPSED



Blue constricted: psychological stress: 1) heart problems or adrenal exhaustion is associated with energy loss due to internalization of tension. 2) headaches, especially migraines. 3) loss of abstract attitude: inability to learn, muddled thinking, narrow-mindedness, poor reasoning; lacking self-awareness and conscience